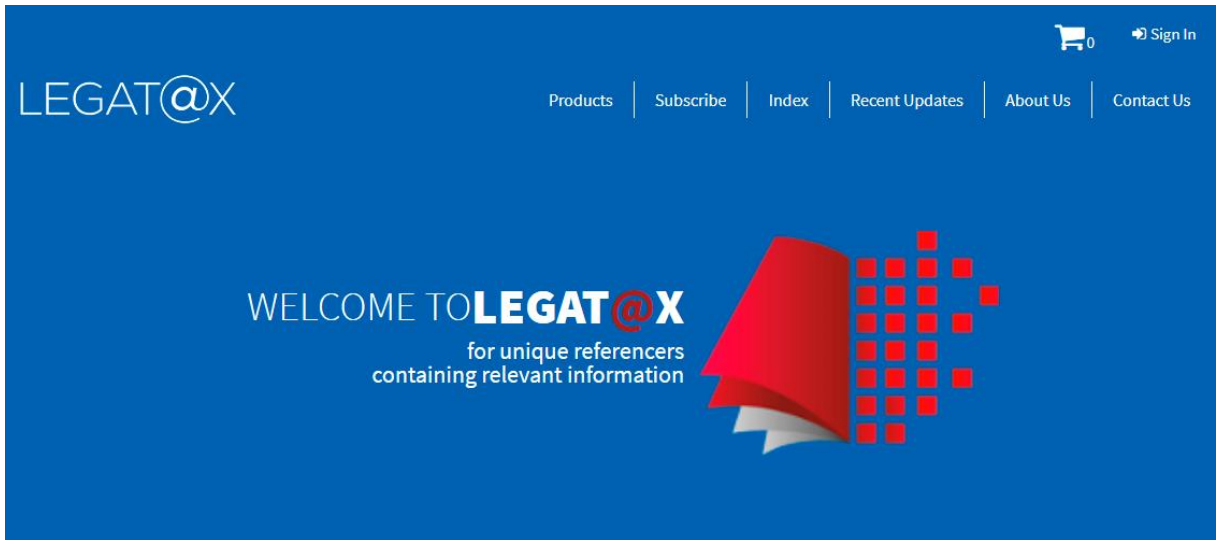


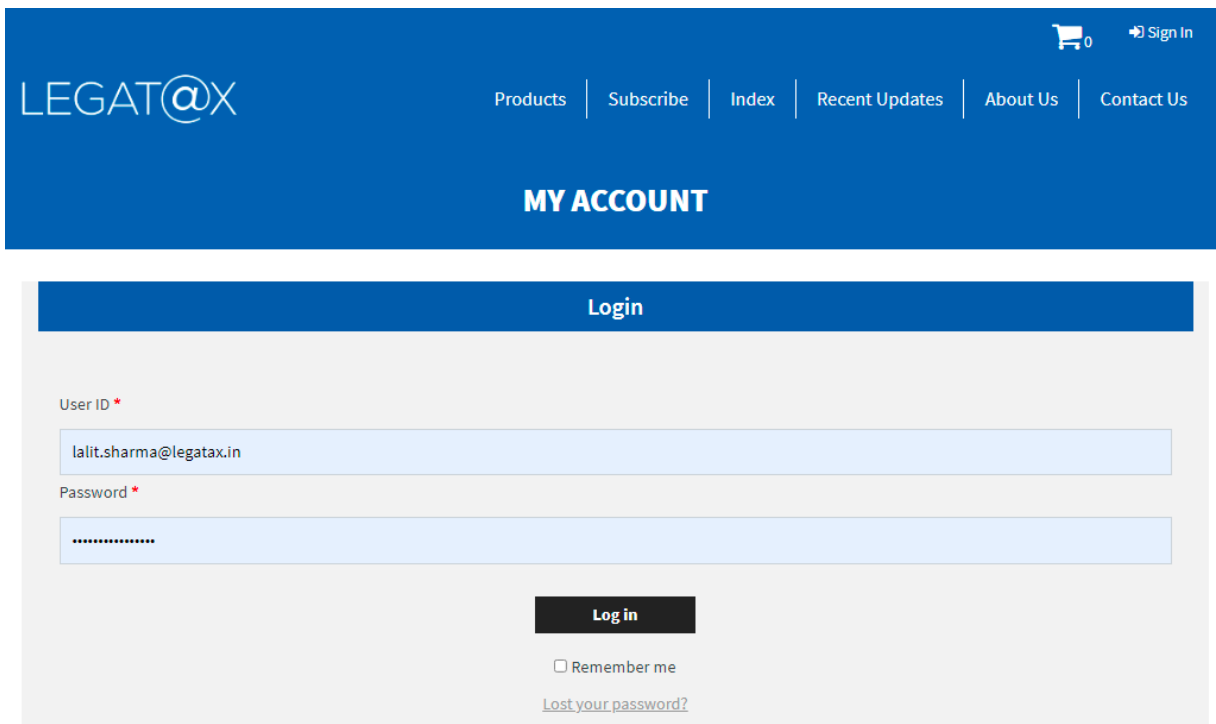
How to use WPR?

Steps:

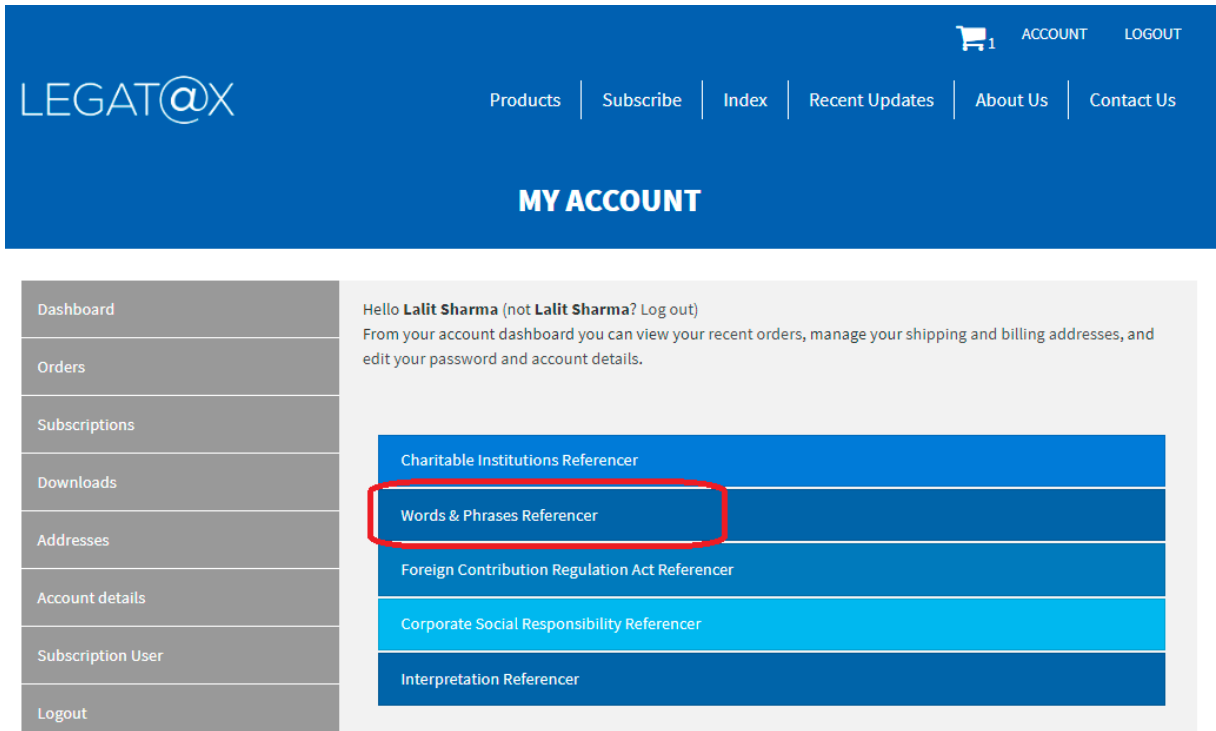
1. Open the Legatax website:



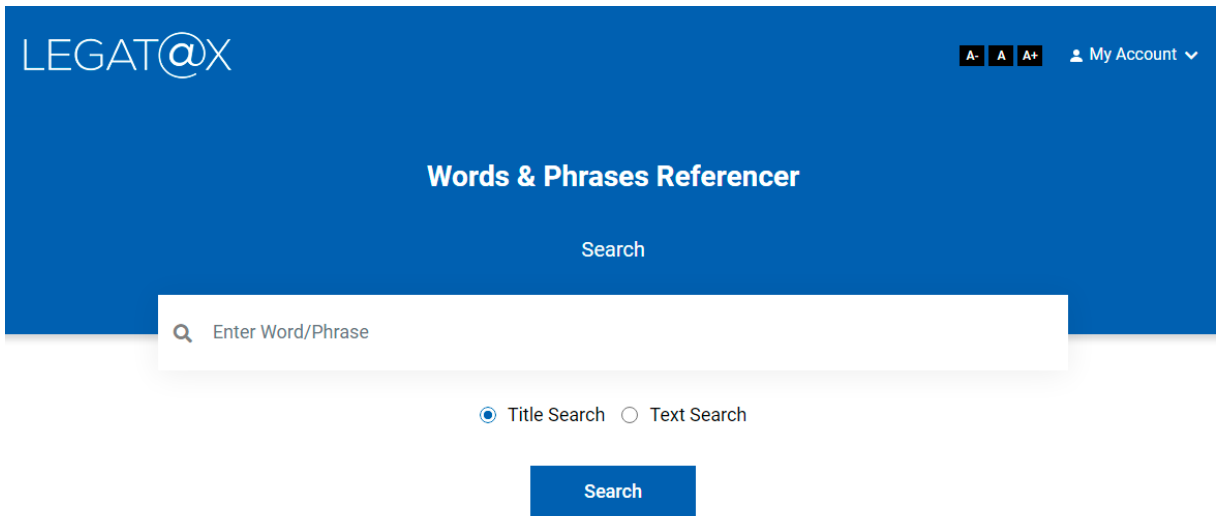
2. Sign in with user id and password:

The image shows the login page of the Legatax website. The header is dark blue with the 'LEGAT@X' logo on the left. On the right, there is a shopping cart icon with '0' and a 'Sign In' link. Below the logo, there is a navigation menu with links for 'Products', 'Subscribe', 'Index', 'Recent Updates', 'About Us', and 'Contact Us'. The main content area features a large red graphic of an open book with a grid of red squares to its right. The text reads: 'WELCOME TO LEGAT@X for unique referencers containing relevant information'. Below this, there is a 'MY ACCOUNT' section. Underneath, there is a 'Login' form with a blue header. The form contains two input fields: 'User ID *' with the value 'lalit.sharma@legatax.in' and 'Password *' with a masked password '.....'. Below the password field is a 'Log in' button. At the bottom of the form, there is a checkbox for 'Remember me' and a link for 'Lost your password?'.

3. Select the product WPR:



4. WPR home page will appear as follows:



5. Type the word / phrase you desired in 'Enter text here' and click on 'Search' button.

e.g.: person

Type the word 'person' in 'Enter text here' and click on 'Search' button. The following screen containing all the words / phrases with 'person' will appear:

The screenshot shows the LEGAT@X website interface. At the top left is the logo 'LEGAT@X'. At the top right are accessibility icons (A-, A, A+) and a 'My Account' dropdown menu. The main heading is 'Words & Phrases Referencer'. Below it is a search bar with the text 'person' and a magnifying glass icon. Under the search bar are two radio buttons: 'Title Search' (selected) and 'Text Search'. A blue 'Search' button is centered below the radio buttons. To the right of the search bar is a 'Record Per page' dropdown menu set to '10'. Below these elements is a table of search results. The table has a light gray background and contains the following entries:

Person
Personal hearing
Personal interest
Personal estate, assets, property
Personal action; Actions personal
Person with disability
Personal service corporation
Personation; False personation
Personifying accounts

At the bottom left of the page, it says 'Showing 1 to 10 of 135 entries'. At the bottom right, there is a pagination control with 'Previous', '1' (highlighted), '2', '3', '4', '5', '...', '14', and 'Next'.

6. Go through the words / phrases and identify your relevant word / phrase. Once you have identified your relevant word / phrase, click on it. In the above case, very first entry is relevant. After clicking the entry, following screen will appear:

The screenshot displays a search interface. On the left, a search box contains the word "person". Below it, there are radio buttons for "Title Search" (selected) and "Text Search". A blue "Search" button is positioned below the search options. Underneath, a "Search Results" section lists several terms: "Person", "Person with disability", "Person whose interests are affected by the sale", "Person designata", "Person interested", "Person claiming under", "Person cannot be found", and "Person concerned". The "Person" entry is highlighted with a red rectangular box. The main content area on the right shows the detailed view for the "Person" entry. It includes a breadcrumb trail "Person" and tabs for "All", "Summary", and "Source", with "All" selected. A "PRINT" button and navigation arrows are visible in the top right of the content area. The main heading is "Person". The text below the heading reads: "1. In this Act, and in all Central Acts and Regulations made after the commencement of this Act, unless there is anything repugnant in the subject or context, ...". This is followed by a definition: "person" shall include any company or association or body of individuals, whether incorporated or not; [As defined in defined in section 3(42) of the General Clauses Act, 1897]. Further text states: "persons" must be read disjunctively, "a body of persons" cannot be equated with "person". "Person" as defined by the General Clauses Act, (which applies to the interpretation of the Constitution vide Article 367) reads as follows: "3. Definitions.- xxx xxx xxx (42) "person" shall include any company or association or body of individuals, whether incorporated or not;".